

The latest Chrome update (version 76) has yet again broken the way the websdr software works.

There are two issues,

- 1) Tuning with the mouse wheel no longer works, instead the websdr screen is scrolled up and down.
- 2) When launching the websdr, everything seems to be working, but there is no audio.

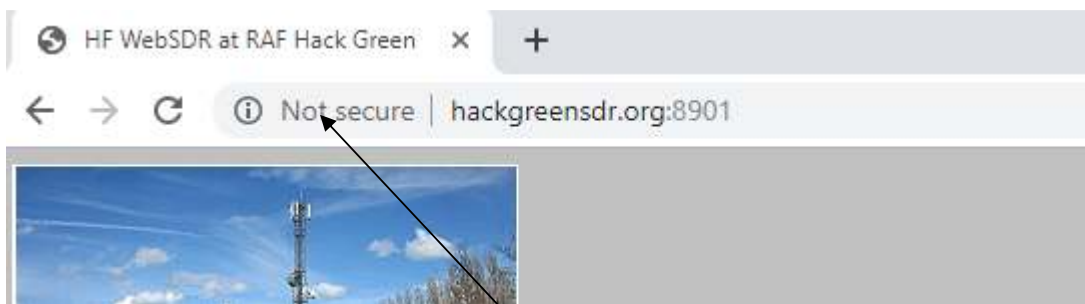
There are two solutions, firstly ditch Chrome and use another browser. The latest versions of Firefox and Opera both work perfectly and do not have any issues.

Other than that if you are determined to stick with Chrome, there are two 'workarounds' that I have found.

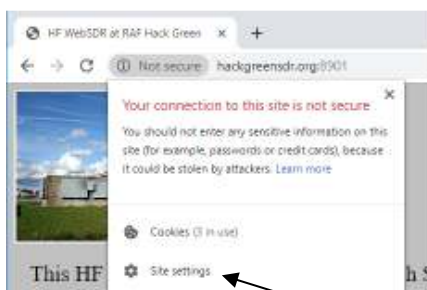
Firstly, for the tuning via the mouse wheel, press and hold the shift key whilst you rotate the mouse wheel, this then tunes as the older versions of Chrome used to.

The sound is slightly more complicated, but if you follow the steps below, should allow Chrome to play audio again.

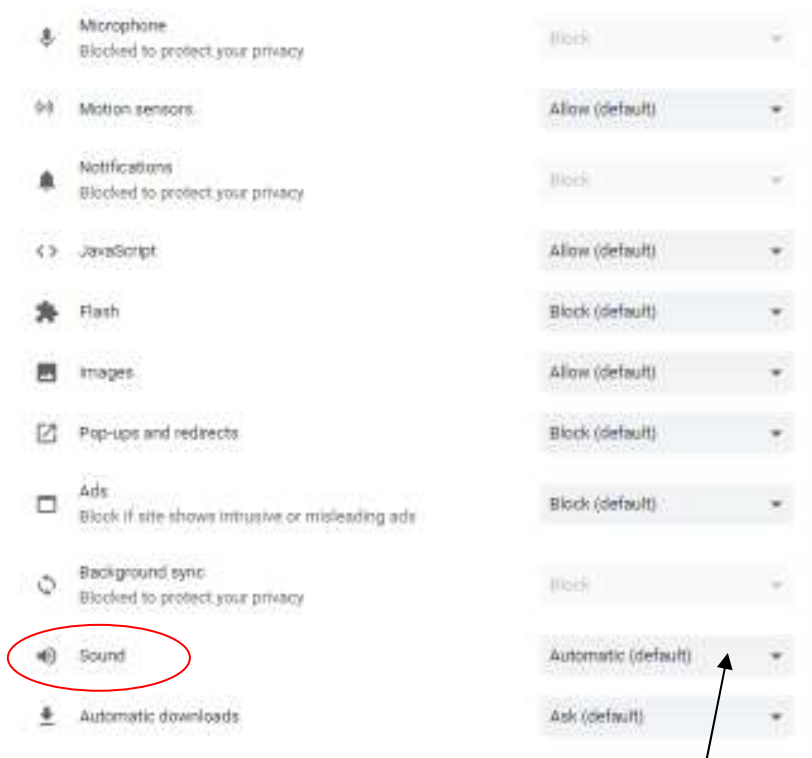
### 1) Browse to the websdr URL



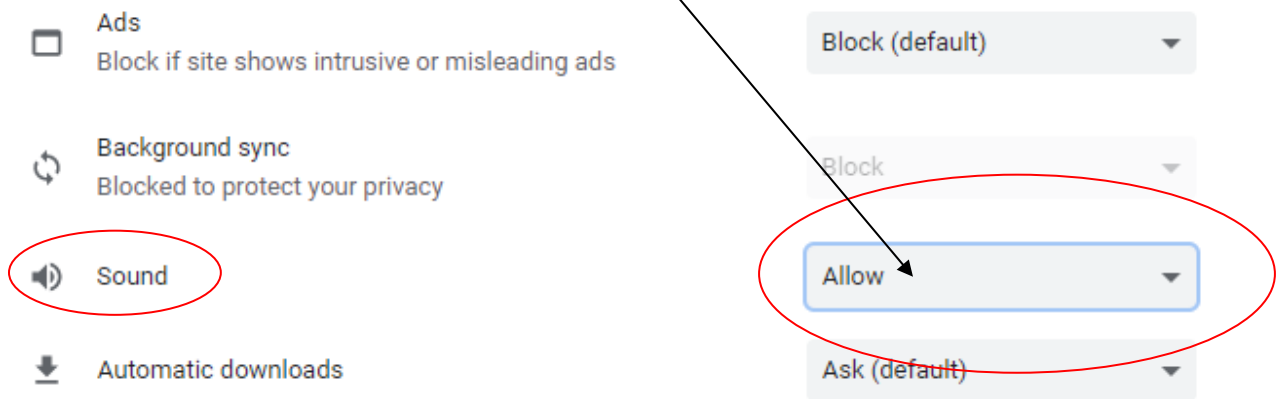
### 2) Click on the '(i) Not Secure' text



**3) Click 'Site Settings' and scroll down to 'Sound'**



**4) Click 'Automatic (Default)' and choose 'Allow'**



**5) Close that tab, and refresh the websdr tab, you should now get audio played when the tab loads.**

You will need to do this for each websdr independently (HF and VHF) as the setting is per site.

Next time you open the websdr, audio will play automatically.

Tony G1HMO 29/8/2019